

Why South Korea?



Quality of Care:

- ✓ Hair Restoration Surgery has improved significantly over the last decade.
- ✓ State-of-the-art technology ensures transplanted hair is strategically placed for a natural look.
- ✓ South Korea is now recognized as the number one destination for cosmetic surgery – for those seeking procedures as well as doctors from the United States who need to train on the latest techniques and procedures.
- ✓ Your doctors will be as good, if not better, than those found in the United States and England.



Convenience:

- ✓ You are already in South Korea or Japan.
- ✓ The procedure can be done in one day with follow-up appointments available on request (though generally not needed).
- ✓ For FUT (aka strip method), you can usually return to work 3-4 days later without anyone noticing. Our recommendation is to have your surgery on the first day of a four-day weekend.



Cost Savings:

- ✓ The average hair transplant surgery in South Korea costs about \$5,000 to \$6,000 (30-40% less than if done in the United States).



CONTACT US:

📍 0000 E. Street.
City, Ca 91761, Korea

🌐 www.koreahaircenter.com
✉ koreahaircenter@gmail.com

☎ + 000 0000 000
📞 + 000 0000 000
📠 + 000 0000 000

How To Make An Appointment

Some sample text introduct to how to make an appointment, Some sample text introduct to how to make an appointment, Some sample text introduct to how to make an appointment,



Korea Hair Transplant Center



Hair Restoration Surgery



Quality of Care



Convenience



Cost Savings



Comparison

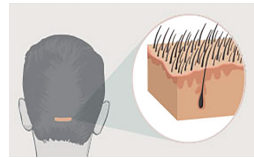
Type of Surgery	FUT (Strip Method)	FUE
Surgery Results	Completely Natural	Completely Natural
Shaving of Head Required	No	Yes
Pain after the procedure	Minor	None
Stitches required	Yes (back of head from donor area)	No
Length of Surgery	4-6 hours	5-8 hours or longer
Local Anesthesia	Yes	Yes
Bleeding During Procedure	Minor	None
Wearing hairstyle short in the donor area	No, because of linear scar. Recipient should at least keep hair 1 inch long in the back to hide scar	Yes
Healing Time in donor area	About 2-3 weeks	About 1 week
Healing time in recipient area	10-14 days	10-14 days
Amount of time after surgery that patient can return to work	Next day is possible. However, to ensure your surgery goes unnoticed, it is best to wait 2-3 days to let the redness in recipient area go away.	Two days or longer is recommended. It is possible if patient is alright with bald appearance for several weeks before hair grows back.
Cost	Less expensive	More Expensive
Average Cost of Surgery in South Korea	\$5,000 - \$6,000	\$7,000 - \$9,000
Average Cost of Surgery in United States	\$8,000 - \$10,000	\$12,000 - \$20,000
Surgery Fatigue	Not Tiring	Tiring
Our Recommendation	If you keep your hair very short (aka, buzz cut), then FUE procedure is best. For those who keep the hair in the back of their head at least 1 inch or longer, FUT is likely the best procedure for you.	

Methods

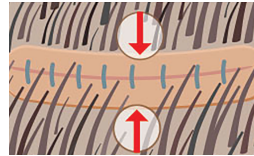
There are two hair replacement methods surgeons use depending on a patient's goals.

FUT (Traditional Follicular Unit Transplant)


Can wear hair short. Leaves faint linear scar.



1. Hair on back of head is trimmed and a narrow strip is surgically removed so that hair can grow through and camouflage the scar.



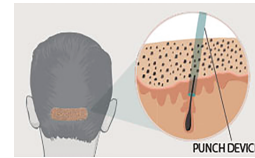
2. The hair from above and below the excision is gently brought together and sutured using advanced surgical closure techniques so some hair grows through the scar and camouflages it.



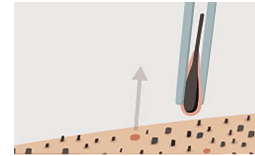
3. When the wound is healed, a fine scar line is almost completely concealed by the surrounding hair

FUE (Follicular Unit Extraction)

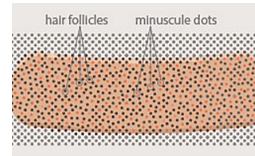
Can wear hair buzzed. Leaves diffuse pinpoint scarring.



1. Donor area on back of head is shaved to allow hair to be extracted with a tiny punch device.



2. Hair follicles are individually selected with proper space to avoid any visible thinning or scarring. Then each follicle is gently removed with a little bit of surrounding tissue.



3. By using tiny 7-1.0mm punches, the minuscule dots that remain are nearly invisible without magnification, thus allowing the patient to cut the hair short ("buzz cut").

How it Works

The Next Step is Up to You

1

One of our representatives will meet you on the day of your hair consultation (Seoul Station, Yongsan Station, USAG-Yongsan Gate#1)

2

You will be accompanied by our English-speaking representative to our clinic at Gangnam Station (about 15 minutes away)

3

The consultation usually takes 20-30 minutes with our doctors who will then provide an assessment of your hair (this may include hair restoration surgery or prescription drugs such as Propecia).

4

After the consultation, one of our representatives will assist in scheduling a surgery (if desired) and accompany you to a nearby pharmacy to fill any prescriptions.

5

Our representative will then escort you back to where you originally met.

6

We will be standing by for any questions, or to schedule a surgery appointment.